

FILMCITY

FLYLITE-8 CAMERA JIB CRANE

(FC-FLT-8)

INSTRUCTION MANUAL



All rights reserved.

No part of this document may be reproduced, stored in a retrieval system, or transmitted by any form or by any means, electronic, mechanical, photocopying, recording, or otherwise, except as may be expressly permitted by the applicable copyright statutes or in writing by the Publisher.

INTRODUCTION

FILMCITY introducing **strong and versatile** flylite-8 camera jib crane that allows you to mount and articulate a camera into many different positions, including high angles and low-to-ground shots. The philosophy behind the **new and unique** design of this lightweight crane is to **save your set up time** so that you can channelize that energy & time into **delivering perfect shots**. The Square tubing for **high rigidity & stability**, weight closer to achieve **perfect balance**, mounting arm for LCD Monitor, Brass bush on joints for **smooth & noise free operation**, Camera operating lever for **user convenience**, everything has been designed while keeping in mind **enhanced functionality** of the crane.

IN THE BOX

Please inspect the contents of your shipped package to ensure you have received all that is pictured and listed below.





ASSEMBLING YOUR JIB CRANE

- Attach the quick release plate of your tripod to the center post of Jib and mount it on tripod. Tighten the knob of your tripod to secure it .




- Attach both Jib Sections together and tighten the knobs properly to secure them well.



- Attach the camera on camera plate of Jib and tighten the knob.



- Then attach the counter weight rods as per your requirement. And add required counter weights to the other end of Jib to balance the jib with camera.



YOUR FLYLITE-8 CAMERA JIB CRANE ALL DRESSED UP AND GOOD TO GO



(SHOWN WITH OPTIONAL ACCESSORIES)

WARRANTY

We offer a one year warranty for our products from the date of purchase.

We will repair or replace your product, free of charge, in the event of a defect in materials or craftsmanship obtained during normal use or handling based on the user manual. Please note that we will not cover any shipping costs for returning the product to us. If any VAT or import duties are applied to the return, we will also charge these costs to the customer.

The warranty does not include, by the way of example, damage caused by products that we do not supply or from mishandling in transit, accident, misuse, neglect, lack of care of the product , or service by anyone other than our company.

We are not liable for incidental or consequential damages resulting from the use of the unit or occurring due to any breach of this warranty.

Replacement parts of the product will be provided at nominal cost (covering the cost price of the replacement parts only) to the customers after the Warranty Period has expired. We will cover the complete cost of sending replacement parts within the warranty period. After that, nominal cost of the product & Actual shipping cost will be charged.

Do not send the unit to us without first getting a response and getting the approval to send back the item.

In case of any kind of dissatisfaction, we urge you to Contact us immediately and we shall do our best to help you out.

For any other assistance you can reach us via email.