



Body Pod

(FLCM-BP)

INSTRUCTION MANUAL



All rights reserved.

No part of this document may be reproduced, stored in a retrieval system, or transmitted by any form or by any means, electronic, mechanical, photocopying, recording, or otherwise, except as may be expressly permitted by the applicable copyright statutes or in writing by the publisher.

INTRODUCTION

The Body-pod allows you to shoot in cushioned comfort for indefinite periods of time. It takes the stabilizer's weight out of your hands and arms and displaces the weight onto your waist and shoulders. Stress and fatigue are virtually eliminated, allowing you the freedom to shoot events that require uninterrupted shooting. Use the system while on the move, such as when walking up and down stairs around your subject matter. This amazing stabilization system will provide professional results previously out of reach for low budget video and filmmakers.

IN THE BOX

Please inspect the contents of your shipped package to ensure you have received all that is pictured and listed below.

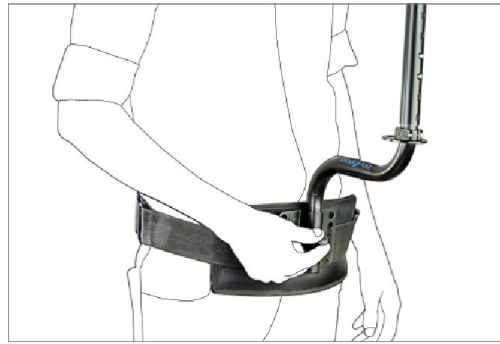
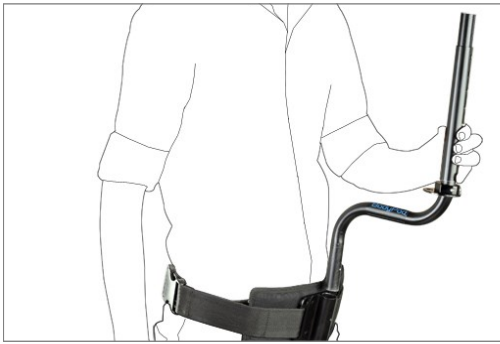


ASSEMBLING YOUR BODY POD

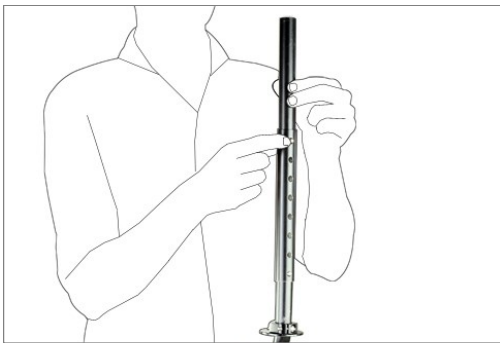
- Wear the padded waist belt and tighten buckles as per your convenience



- Insert the curved body support tube into waist belt and secure it with help of provided knob as shown.



- Attach 6" or 9" extension post to the curved body support tube as per your personal height preference.



- Now wear support belt and attach one end of strap to the port on curve body support and attach other end to the port on waist belt as shown. Repeat same process for other side.



DIRECT MOUNTING

- Attach the camera stabilizer to body pod by inserting the curved body support tube into the handle of camera stabilizer.



YOUR FLYCAM BODY POD IS FULLY ASSEMBLED AND READY TO GO



(SHOWN WITH OPTIONAL ACCESSORIES)

WARRANTY

We offer a one year warranty for our products from the date of purchase.

We will repair or replace your product, free of charge, in the event of a defect in materials or craftsmanship obtained during normal use or handling based on the user manual. Please note that we will not cover any shipping costs for returning the product to us. If any VAT or import duties are applied to the return, we will also charge these costs to the customer.

The warranty does not include, by the way of example, damage caused by products that we do not supply or from mishandling in transit, accident, misuse, neglect, lack of care of the product, or service by anyone other than our company.

We are not liable for incidental or consequential damages resulting from the use of the unit or occurring due to any breach of this warranty.

Replacement parts of the product will be provided at nominal cost (covering the cost price of the replacement parts only) to the customers after the Warranty Period has expired. We will cover the complete cost of sending replacement parts within the warranty period. After that, Nominal cost of the product & Actual shipping cost will be charged.

Do not send the unit to us without first getting a response and getting the approval to send back the item.

In case of any kind of dissatisfaction, we urge you to Contact us immediately and we shall do our Best to help you out. For any other assistance you can reach us via email.

For any other assistance you can reach us via email.